


CLINTON

ENGINE SPECIFICATIONS


Cast Iron 4 Cycle

LONG LIFE SERIES ENGINES


2 & 4 Horsepower



900 SERIES



B1290 SERIES



V1200 SERIES

Basic Model	Stock No.	H.P.	App'r Shp. Wt.	Fuel Capacity	Type Str.	Crank Part No.	Crank Diam.	Ref. No.	Base	Special Notes
900	21522	3.25@3600	50	3 Qts.	Rope	6059-11	3/4"	6	5040	
900	21441	3.25@3600	50	3 Qts.	Rope	6059-51	5/8"	7	5040	
900	*21442	3.25@3600	50	3 Qts.	Rope	6059-51	5/8"	7	6025	
900	*21443	3.25@3600	52	3 Qts.	Recoil	6059-11	3/4"	6	6025	
900	21444	3.25@3600	52	3 Qts.	Recoil	6059-11	3/4"	6	5040	
900	21447	3.25@3600	42	None	Recoil	6059-11	3/4"	6	5040	L.P.G. Carburetion
900	21552	3.25@3600	52	3 Qts.	Recoil	6059-51	5/8"	7	5040	
960	*21448	3.25@600	60	3 Qts.	Recoil	6049-11	3/4"	8	6025	6:1 Gear Reducer
960	21449	3.25@600	60	3 Qts.	Recoil	6049-11	3/4"	8	5040	6:1 Gear Reducer
990	21450	3.25@3600	52	3 Qts.	Recoil	7924-1	5/8"	9	5040	1 1/2" Pilot Diam.
990	21451	3.25@3600	52	3 Qts.	Recoil	7926-1	5/8"	10	5040	1 1/2" Pilot Diam.
990	21452	3.25@3600	52	3 Qts.	Recoil	7927-1	5/8"	11	5040	1 1/2" Pilot Diam.
990	21453	3.25@3600	52	3 Qts.	Recoil	8014	3/4"	12	5040	1 1/2" Pilot Diam.
990	21454	3.25@3600	52	3 Qts.	Recoil	7929-1	3/4"	13	5040	1 1/2" Pilot Diam.
990	21455	3.25@3600	52	3 Qts.	Recoil	8000-1	3/4"	14	5040	1 1/2" Pilot Diam.
990	21456	3.25@3600	52	3 Qts.	Recoil	8001-1	5/8"	15	5040	1 1/2" Pilot Diam.
990	21457	3.25@3600	52	3 Qts.	Recoil	8002-1	3/4"	16	5040	1 1/2" Pilot Diam.
B1290	*21459	4.0@3600	56	3 Qts.	Rope	12132	3/4"	1	6025	1 1/2" Pilot Diam.
B1290	*21460	4.0@3600	58	3 Qts.	Recoil	12132	3/4"	1	6025	1 1/2" Pilot Diam.
B1290	21461	4.0@3600	58	3 Qts.	Recoil	12132	3/4"	1	5040	1 1/2" Pilot Diam.
B1290	21462	4.0@3600	65	3 Qts.	Elec.	12132	3/4"	1	5040	12 Volt Starter-Generator 1 1/2" Pilot Diam.
B1293	*21463	4.0@3600	58	3 Qts.	Recoil	12132	3/4"	1	5040	Aut Choke-Fuel Pump 1 1/2" Pilot Diam.
B1290	21464	4.0@3600	53	None	Recoil	12132	3/4"	1	5040	L.P.G. Carburetion 1 1/2" Pilot Diam.
B1290	21465	4.0@3600	58	3 Qts.	Recoil	12136	5/8"	2	5040	1 1/2" Pilot Diam.
B1290	21466	4.0@3600	58	3 Qts.	Recoil	12137	5/8"	3	5040	1 1/2" Pilot Diam.
B1290	21467	4.0@3600	58	3 Qts.	Recoil	12112	3/4"	4	5040	1 1/2" Pilot Diam.
B1290	21553	4.0@3600	56	3 Qts.	Rope	12132	3/4"	1	5040	
B1260	*21468	4.0@600	64	3 Qts.	Recoil	12119	3/4"	5	6025	6:1 Gear Red.
B1260	21469	4.0@600	64	3 Qts.	Recoil	12119	3/4"	5	5040	6:1 Gear Red.
V1200	*21474	4.5@3600	48	3 1/2 Qts.	Rope	12169	7/8"	18		
V1200	*21475	4.5@3500	50	3 1/2 Qts.	Recoil	12169	7/8"	18		
V1200	21528	4.50@3500	50	3 1/2 Qts.	Recoil	31178	7/8"	17		Universal Crankshaft
V1200	21534	4.50@3600	50	3 1/2 Qts.	Impulse	31178	7/8"	17		Universal Crankshaft

*These models no longer listed in engine price list. Do not order from factory. They are being listed for field stock purposes only.